

TRUNK TO BE FREE OF DAMAGE SUCH AS GOUGES AND BURNS AND HAVE A UNIFORM CIRCUMFERENCE

WRAP TRUNK WITH 5 LAYERS OF BURLAP; WRAP CLEAT BAND AROUND FOUR 2" X 4" X 12" PRESSURE TREATED LUMBER AND ATTACH TO BRACE WITH GALVANIZED SCREWS

PROVIDE FLUORESCENT TAPE WARNING FLAGS AT 2' O.C. ON ALL GUY WIRES AND STAKING AS SHOWN

4" X 4" PRESSURE TREATED WOOD BRACES (LENGTH VARIES), ATTACH TO WOOD MEMBERS UNDER CLEAT AND STAKE WITH GALVANIZED SCREWS

3" DEEP MULCH (TYP.) DO NOT MULCH ON TOP OF ROOT BALL

EXISTING SUB-SOIL: VERIFY PERCOLATION RATE AT SPECIFIED RATE PRIOR TO COMMENCEMENT OF PALM INSTALLATION

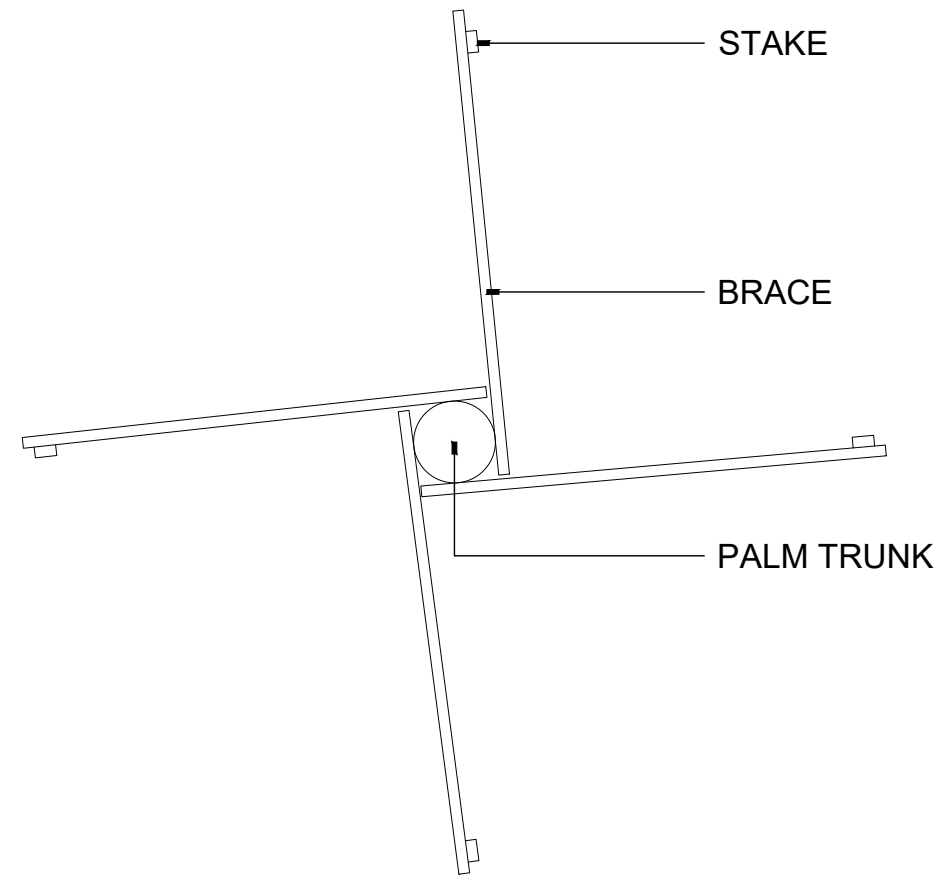
ROOT BALL SHALL BE SET 3" ABOVE SURROUNDING FINISH GRADE AND ROOT FLARE CLEARLY VISIBLE

SET ROOT BALL ON WELL TAMPED/UNDISTURBED AREA TO PREVENT SETTLING

50/50 MIX LOOSE EXISTING SOIL AND SOIL BACKFILL

INSTALLATION NOTES:

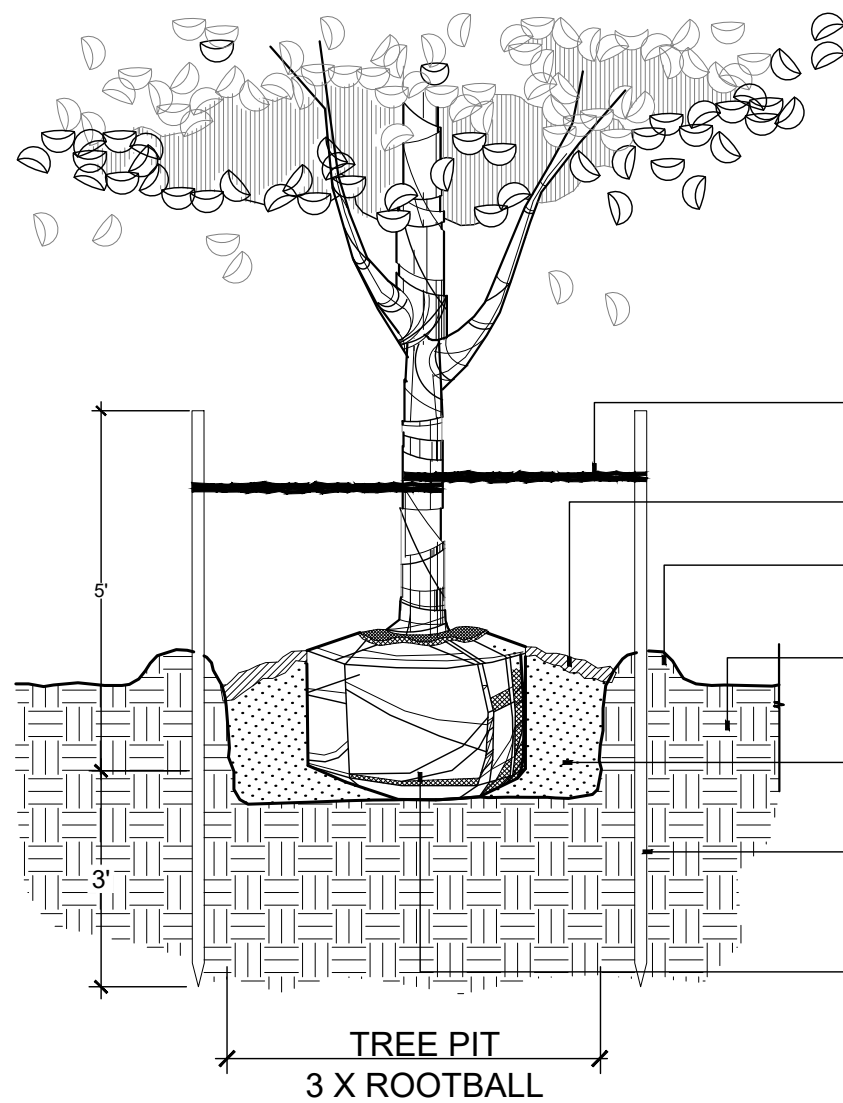
- ALL PLANTING AREAS AND PLANTING PITS SHALL BE TESTED FOR SUFFICIENT PERCOLATION (AT A RATE OF 1" OF STANDING WATER IN 10 MINUTES) PRIOR TO INSTALLATION OF PLANT MATERIAL TO ENSURE SUFFICIENT DRAINAGE.
- PLANT BEDS IN PARKING LOTS AND IN AREAS COMPACTED BY EQUIPMENT AND MACHINERY SHALL BE LOOSENEED SO THAT THE SPECIFIED DRAINAGE/PERCOLATION RATE IS ACHIEVED.
- ALL SYNTHETIC BURLAP, STRING, CORDS OR WIRE BASKETS SHALL BE REMOVED BEFORE TREES ARE PLANTED, WITHOUT BREAKING THE SOIL BALL. ALL SYNTHETIC TAPE SHALL BE REMOVED FROM BRANCHES AND TRUNKS PRIOR TO FINAL ACCEPTANCE. THE TOP 1/3 OF NATURAL BURLAP SHALL BE REMOVED, AFTER THE TREE IS SET IN THE PLANTING HOLE AND BEFORE THE TREES ARE BACKFILLED.
- ROOTBALL SHALL BE INSTALLED 3" ABOVE SURROUNDING FINISH GRADE WITH ROOT FLARE CLEARLY VISIBLE AND ABOVE SURROUNDING FINISH GRADE. TREES/ PALMS PLANTED TOO DEEP OR ROOT FLARE NOT VISIBLE OR AT THE WRONG ELEVATION WILL BE REJECTED. IT SHALL BE THE CONTRACTOR'S RESPONSIBILITY FOR CORRECT INSTALLATION AND CORRECTIONS FOR TREES/ PALMS NOT MEETING SPECIFICATION REQUIREMENTS.



STAKING PLAN VIEW

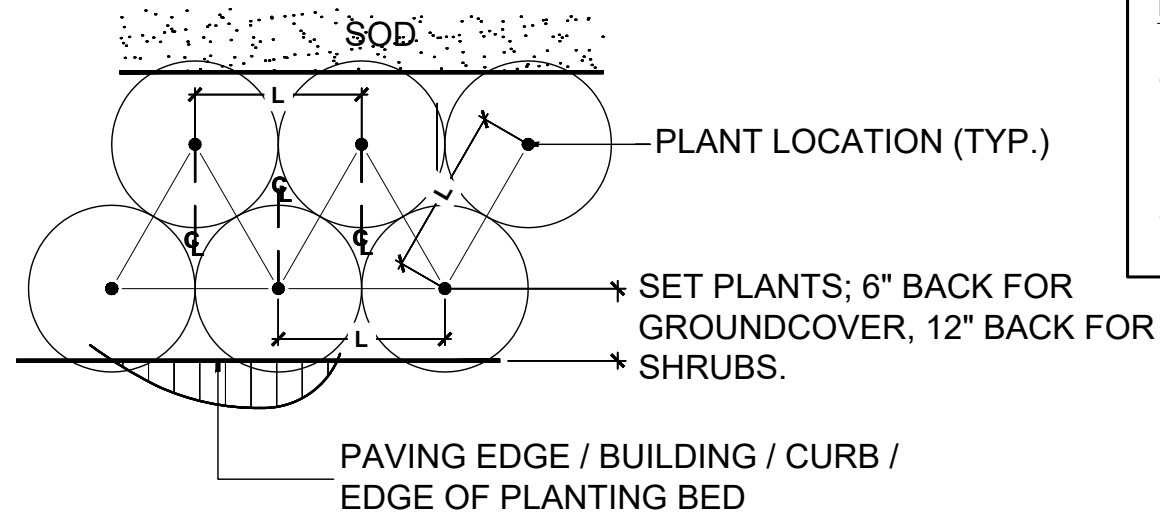
N.T.S.

PLAN VIEW OF STAKING



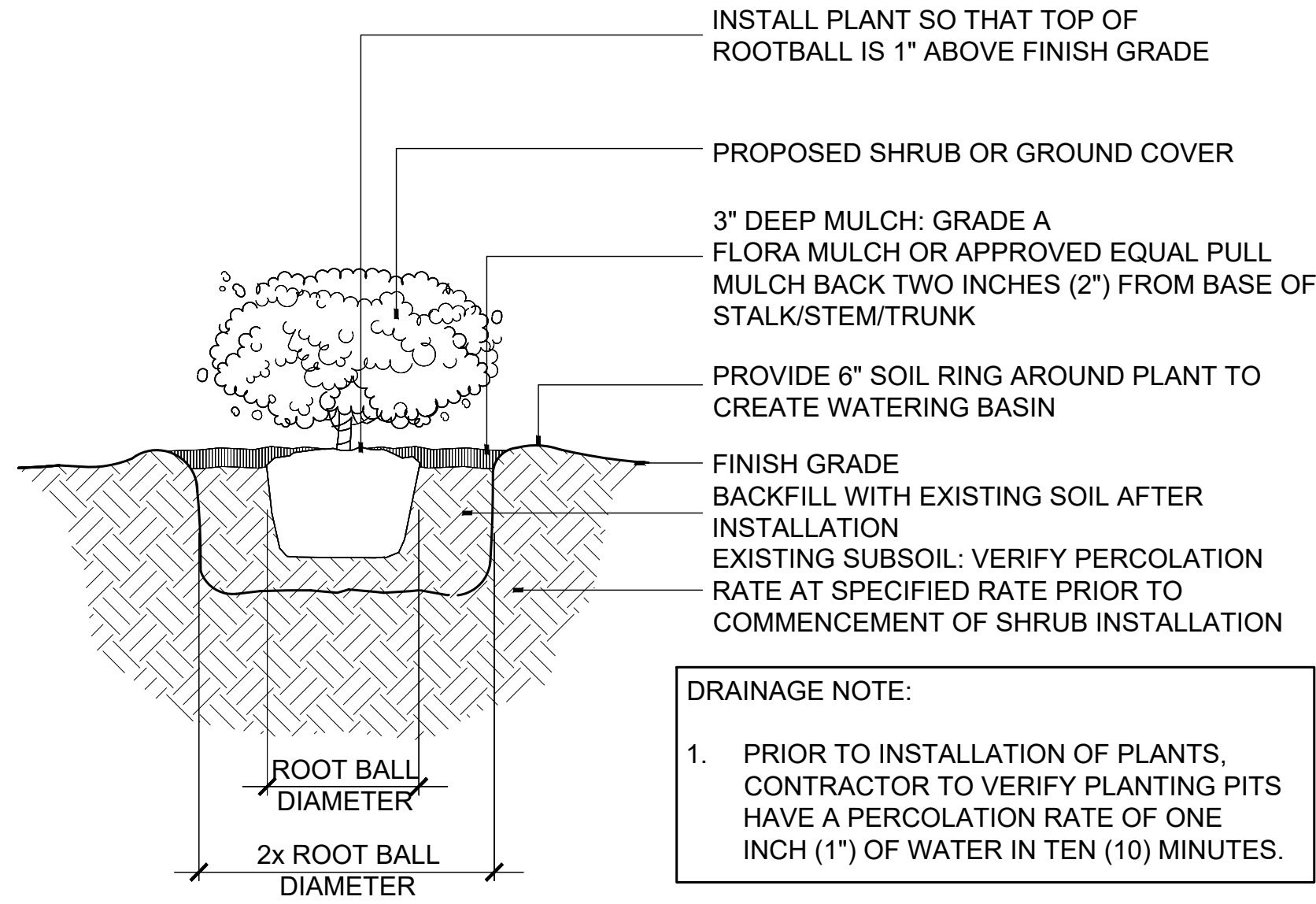
TREE INSTALLATION NOTES

- ALL PLANTING AREAS AND PLANTING PITS SHALL BE TESTED FOR SUFFICIENT PERCOLATION (AT A RATE OF 1" OF STANDING WATER IN 10 MINUTES) PRIOR TO INSTALLATION OF PLANT MATERIAL TO ENSURE SUFFICIENT DRAINAGE.
- PLANT BEDS COMPACTED BY EQUIPMENT AND MACHINERY SHALL BE LOOSENEED SO THAT THE SPECIFIED DRAINAGE/PERCOLATION RATE IS ACHIEVED.
- ALL SYNTHETIC BURLAP, STRING, CORDS OR WIRE BASKETS SHALL BE REMOVED BEFORE TREES ARE PLANTED, WITHOUT BREAKING THE SOIL BALL. ALL SYNTHETIC TAPE SHALL BE REMOVED FROM BRANCHES AND TRUNKS PRIOR TO FINAL ACCEPTANCE. THE TOP 1/3 OF NATURAL BURLAP SHALL BE REMOVED, AFTER THE TREE IS SET IN THE PLANTING HOLE AND BEFORE THE TREES ARE BACKFILLED.
- ROOTBALL SHALL BE INSTALLED 3" ABOVE SURROUNDING FINISH GRADE WITH ROOT FLARE CLEARLY VISIBLE AND ABOVE SURROUNDING FINISH GRADE. TREES PLANTED TOO DEEP OR ROOT FLARE NOT VISIBLE OR AT THE WRONG ELEVATION WILL BE REJECTED. IT SHALL BE THE CONTRACTOR'S RESPONSIBILITY FOR CORRECT INSTALLATION AND CORRECTIONS FOR TREES NOT MEETING SPECIFICATION REQUIREMENTS.



PLANT SPACING NOTES:

- SPACING DIAGRAM REFERS TO ALL PLANTING UNLESS NOTED OTHERWISE.
- L= SPACING AS CALLED FOR IN PLANTING PLAN AND PLANT LIST.



DRAINAGE NOTE:

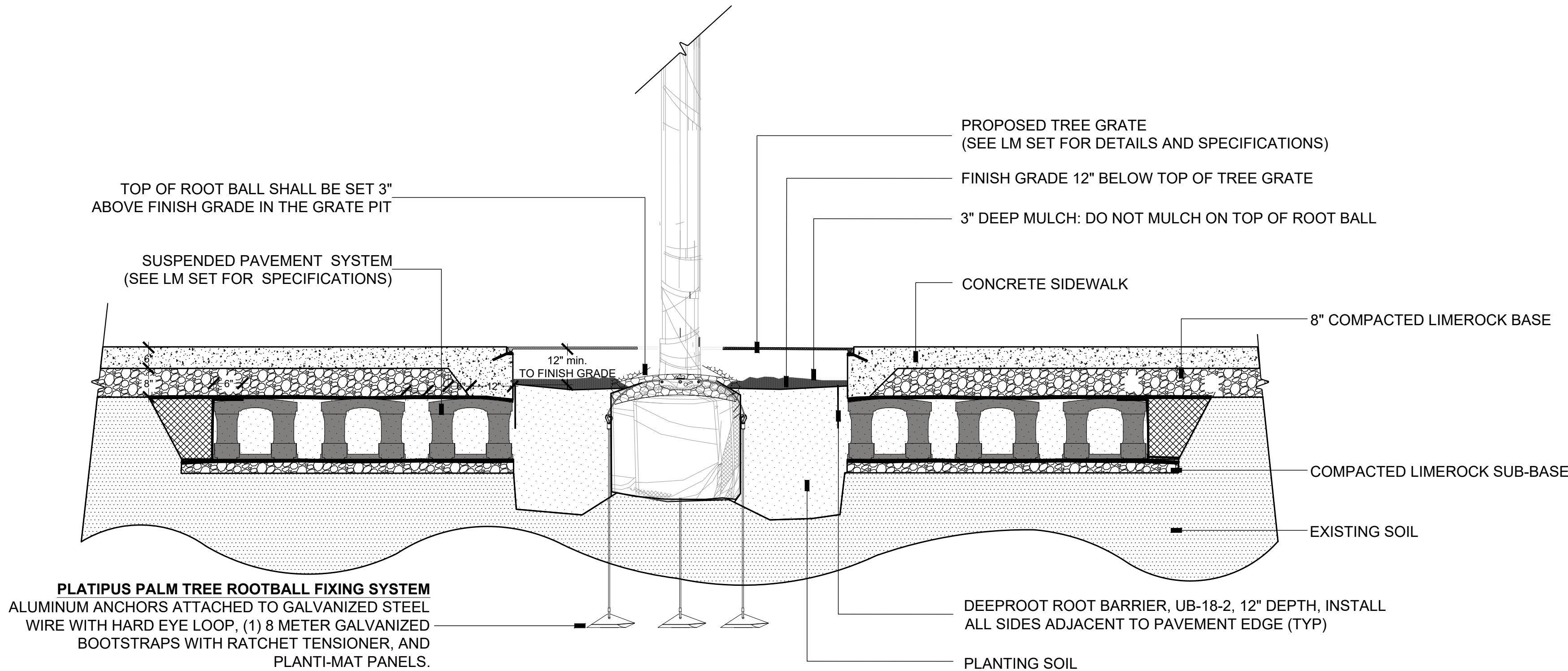
- PRIOR TO INSTALLATION OF PLANTS, CONTRACTOR TO VERIFY PLANTING PITS HAVE A PERCOLATION RATE OF ONE INCH (1") OF WATER IN TEN (10) MINUTES.

2 ORNAMENTAL TREE 2' CALIPER OR LESS INSTALLATION SECTION DETAIL

LD-01 SCALE: 1/2"=1' -0"

3 SHRUB INSTALLATION PLAN & DETAIL

LD-01 SCALE: 1/2"=1' -0"



PLATIPUS PALM TREE ROOTBALL FIXING SYSTEM
ALUMINUM ANCHORS ATTACHED TO GALVANIZED STEEL WIRE WITH HARD EYE LOOP, (1) 8 METER GALVANIZED BOOTSTRAPS WITH RATCHET TENSIONER, AND PLANTI-MAT PANELS.

AAC

4 TREE/ PALM ON THE R.O.W. SUSPENDED PAVEMENT AND PLATIPUS INSTALLATION DETAIL

LD-01 SCALE: 1/2" = 1'-0"

PZ25-12000002

04/02/2025

1 PALM/TREE INSTALLATION DETAIL

LD-01 SCALE: 1/2"=1' -0"

PREPARED FOR/OWNER:
CITY OF POMPAÑO BEACH CRA
501 DR. M.L.K JR BLVD SUITE 1
POMPAÑO BEACH, FL 33060

PROJECT NAME: MCNAB HOUSE & BOTANICAL GARDENS

PROJECT LOCATION/ADDRESS:
2250 E ATLANTIC BLVD
POMPAÑO BEACH, FL 33062

SUB-CONSULTANT INFORMATION:

NOTICE TO BUILDER:
TO THE BEST OF OUR KNOWLEDGE AND BELIEF, THE INFORMATION CONTAINED ON THESE DRAWINGS CONFORMS TO THE STANDARDS SET IN THE FLORIDA BUILDING CODE. THE CONTRACTOR SHALL BE RESPONSIBLE FOR VERIFYING ALL DIMENSIONS AND FIELD CONDITIONS PRIOR TO THE START OF THE WORK, AND NOTIFYING THE ARCHITECT AT ONCE OF ANY AND ALL ERRORS, DISCREPANCIES, IRREGULARITIES, OR OMISSIONS PERTAINING TO THE SUCCESSFUL COMPLETION OF THE PROJECT INDICATED.

PROFESSIONAL SEAL:

KIRK J. OLNEY
FLORIDA REGISTERED LANDSCAPE
LA0001705

SUBMITTAL DESCRIPTION / MILESTONE:

**ARCHITECTURAL
APPEARANCE COMMITTEE
JUNE 2ND, 2025**

REVISIONS:

DRAWING SHEET INFORMATION
BA PROJECT NO.: 02437
SCALE: AS NOTED
DATE: 11-05-2024
DRAWN BY: MFM
CHECKED BY: KJO

DRAWING TITLE:

**LANDSCAPE
DETAILS**

SHEET NO.

LD-01